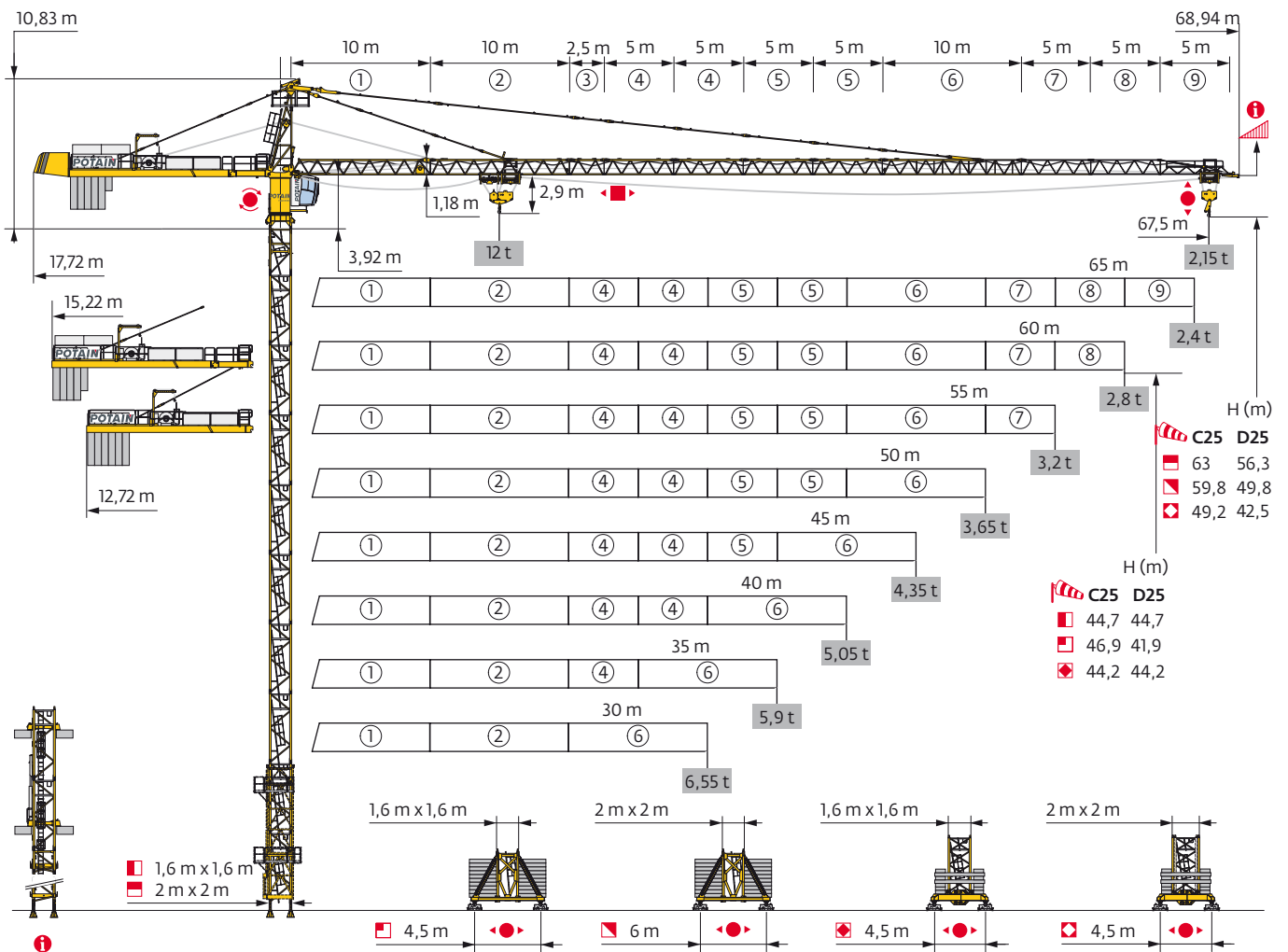
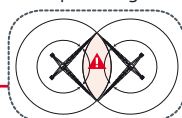


# Potain MD 238 AJ12



Top Tracing II

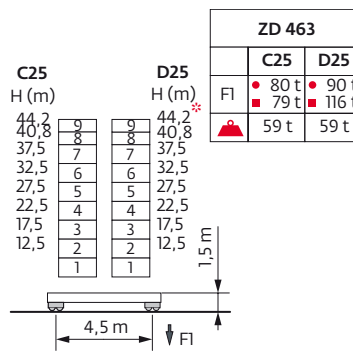
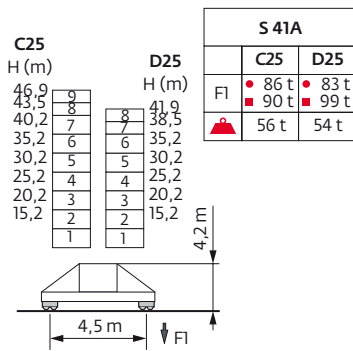
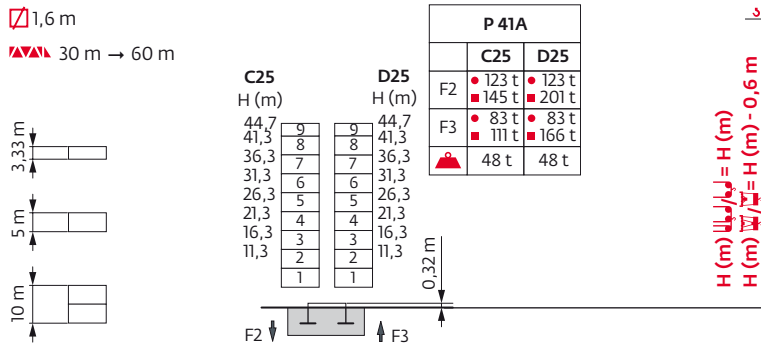


EN 14439 C25-D25

Mât - Réactions / Mast - Reaktionskräfte / Mast - Reactions / Mástil - Reacciones / Torre - Reazioni  
 Tramo - Reações / Реакция опор мачты

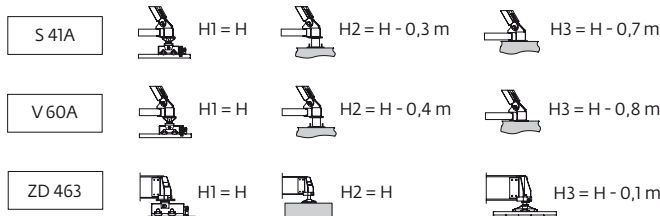
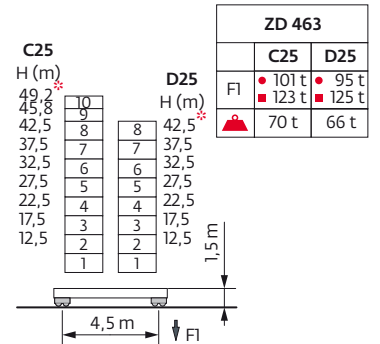
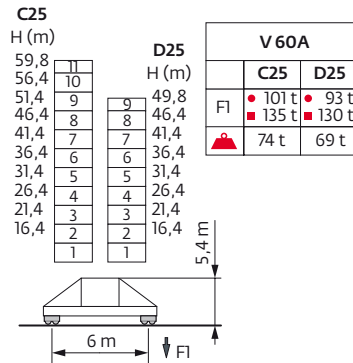
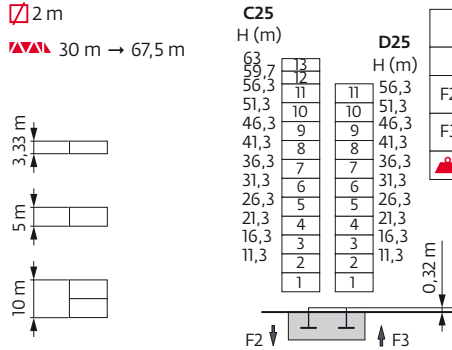
1,6 m

30 m → 60 m



2 m

30 m → 67,5 m





Lest de base / Grundballast / Base ballast / Lastre de base / Zavorra di base  
 Lastro da base / Базовый Балласт

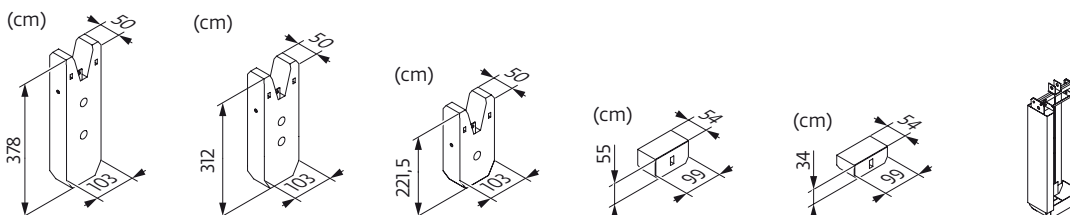
1,6 m	S 41A C25 D25	H (m)	46,9	43,5	41,9	40,2	38,5	35,2	30,2	25,2	20,2	15,2	
		(t)	96	90	84	84	84	84	78	78	78	78	
		(t)	-	-	102	90	84	84	78	78	78	78	
	ZD 463 C25 D25	H (m)	44,2	40,8	37,5	32,5	27,5	22,5	17,5	12,5			
		(t)	80	75	75	70	70	70	70	70			
		(t)	115*	80	75	70	70	70	70	70			
2 m	V 60A C25 D25	H (m)	59,8	56,4	51,4	49,8	46,4	41,4	36,4	31,4	26,4	21,4	16,4
		(t)	132	108	84	72	60	36	36	36	36	36	36
		(t)	-	-	-	132	108	72	48	36	36	36	36
	ZD 463 C25 D25	H (m)	49,2	45,8	42,5	37,5	32,5	27,5	22,5	17,5	12,5		
		(t)	120*	90	80	70	70	70	70	70	70		
		(t)	-	-	125*	80	70	70	70	70	70		

Lest de contre-flèche / Gegenauslegerballast / Counter-jib ballast / Lastre de contra-flecha / Zavorra di controbraccio  
 Lastro da contra lança / Противовес стрелы

	50 LVF - 75 LVF				100 LVF			
	4200 kg	3400 kg	2300 kg	(kg)	4200 kg	3400 kg	2300 kg	(kg)
67,5 m	5	0	1	23300	4	1	1	22500
65 m	4	0	2	21400	5	0	0	21000
60 m	4	1	0	20200	4	1	0	20200
55 m	6	0	0	25200	5	1	0	24400
50 m	5	0	1	23300	4	1	1	22500
45 m	4	1	0	20200	4	0	1	19100
40 m	3	0	2	17200	4	0	0	16800
35 m	3	0	1	14900	3	0	1	14900
30 m	2	0	2	13000	3	0	0	12600





	50 LVF - 75 LVF				100 LVF			
	4200 kg	700 kg		(kg)	4200 kg	700 kg		(kg)
67,5 m	5	3	1	23462	5	2	1	22762
65 m	5	1	1	22062	5	0	1	21362
60 m	4	5	1	20662	4	4	1	19962
55 m	5	5	1	24862	5	4	1	24162
50 m	5	3	1	23462	5	2	1	22762
45 m	4	4	1	19962	4	3	1	19262
40 m	4	1	1	17862	4	0	1	17162
35 m	3	4	1	15762	3	3	1	15062
30 m	3	1	1	13662	3	0	1	12962

CA - 4200 kg	CR - 3400 kg	CS - 2300 kg	CB - 700 kg	CAB - 700 kg	362 kg
--------------	--------------	--------------	-------------	--------------	--------






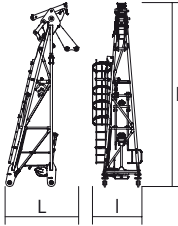
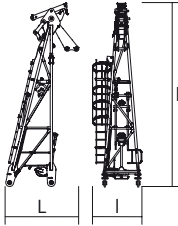
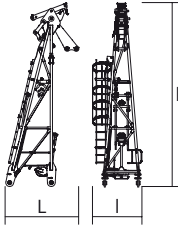



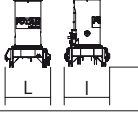
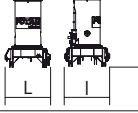
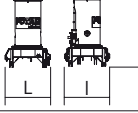


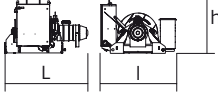
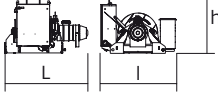
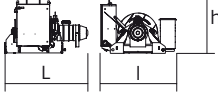






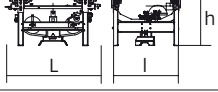
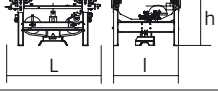
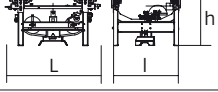





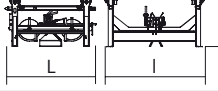
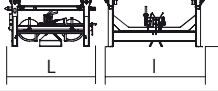
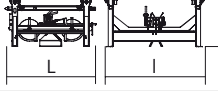

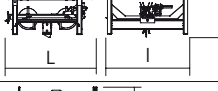
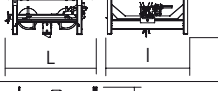
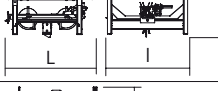







Encombremet et poids / Abmessungen und Gewicht / Dimensions and weight / Dimensiones y peso / Ingombro e peso  
dimensões e pesos / габаритные размеры и вес

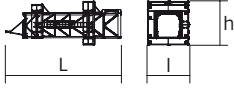



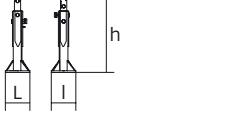
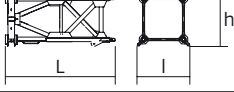
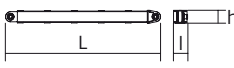
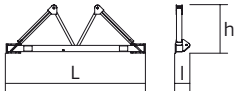
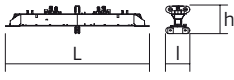
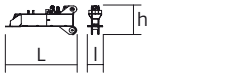
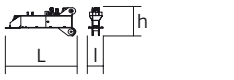
Partie tournante / Drehender Kranteil / Slewing crane part / Parte giratoria

Parte rotante / Parte rotativa / Поворотная часть :  67,5 m -    50 LVF

 x 5

 x 5

Partie tournante / Drehender Kranteil / Slewing crane part Parte giratoria / Parte rotante / Parte rotativa Поворотная часть	L (m)	I (m)	h (m)	kg (+/- 5%)				
Contre-flèche / Gegenausleger Counter-jib / Contra-flecha Controbraccio / Contra-lança Контр-стрела	 L I	 I	 h	12,03 2,99	1,93 1,56	1,64 1,64	2955 710	
Porte-flèche / Auslegerträger Cathead / Porta-flecha Cuspide / Suporte de lança Оголовок	 L I	 I	 h	3,33	1,87	7,06	3140	
Cabine / Kabine Cab / Cabina Cabina / Cabina Кабина	 L I	 I	 h	Ultra View	3,86	2,26	2,51	1180
Pivot / Krankopf Towerhead / Pivote Portaralla / Pivot Секция поворотной части	 L I	 I	 h	 1,6m  2m	2,1 2,49	2,06 2,47	4,13 4,13	5005 6190
Treuil de levage (+ câble) / Hubwerk (+ Seil) Hoisting winch (+ rope) / Mecanismo de elevación (+ cabo) Argano di sollevamento (+ fune) Guincho de elevação (+ cabo) Подъемная лебедка (+ канатом)	 L I	 I	 h	50 LVF 75 LVF 100 LVF	1,89 2,03 3,09	1,73 1,98 1,6	1,54 1,54 1,73	1840 3615 3865
Élément de flèche / Auslegerement Jib section / Elemento de flecha Elemento di braccio / Elemento de lança Секция стрелы	 L I	 I	 h	① 6 DVF	10,61	2,02	1,51	2525
Élément de flèche / Auslegerement Jib section / Elemento de flecha Elemento di braccio / Elemento de lança Секция стрелы	 L I	 I	 h	② ③ ④ ⑤ ⑥ ⑦ ⑧ ⑨	10,18 10,25	1,38 1,38	1,69 1,37	1575 1400
Chariot / Laufkatze Trolley / Carrello Carro / Carro-distribuidor Тележка	 L I	 I	 h	 12 t	1,82	1,69	0,99	310
Moufle / Hubflasche Pulley block / Aparejo Bozzello / Cadernal Полиспаст	 L I	 I	 h	 12 t	1,19	0,42	2,23	455
Chariot / Laufkatze Trolley / Carrello Carro / Carro-distribuidor Тележка	 L I	 I	 h	 12 t	1,6	1,67	0,92	195
Chariot / Laufkatze Trolley / Carrello Carro / Carro-distribuidor Тележка	 L I	 I	 h	 12 t  6 t	1,69 1,75	1,67 1,67	0,97 0,94	225 225
Moufle / Hubflasche Pulley block / Aparejo Bozzello / Cadernal Полиспаст	 L I	 L I	 h	 12 t  6 t	1,65 1,07	0,25 0,19	1,72 1,62	450 265

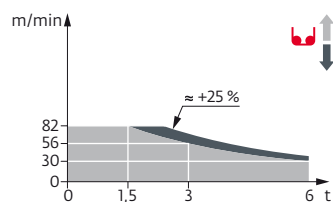
Рулоне / Kranturm / Crane tower Mástil / Torre / Torre Башня крана		L (m)	I (m)	h (m)	kg (+/- 5%)	
Cage de télescopage / Teleskopwagen Telescopic cage / Jaula de telescopaje Gabbia di telescopaggio / Gaiola de telescopagem для телескопирования крана		□1,6 m □2 m	11,2 11,5	3,94 4,21	3,58 4,36	5865 8235
K 437B K 639B		□1,6 m □2 m	10,21 10,23	1,67 2,07	1,62 2,03	3450 5290
K 437A K 439A KR 649A K 639A		□1,6 m □1,6 m □2 m □2 m	5,21 5,21 5,23 5,23	1,67 1,67 2,1 2,07	1,62 1,62 2,08 2,03	1850 2230 3250 2805
K 437C K 639C		□1,6 m □2 m	3,45 3,57	1,67 2,07	1,62 2,03	1360 1985
Pieds de scellement / Verankerungsfüße Fixing angles / Pie de empotramiento Montante da annegare / Angulos fixadores анкера		P 41A P 62B	0,37 0,65	0,37 0,65	1,14 1,27	135 295
Mât-châssis / Grundmasteinheit Basic mast unit / Tramo-chasis Elemento base / Tramo-chassis Мачта для крепления к шасси		S 41A V 60A	3,63 5,01	1,96 2,41	2,08 2,41	2965 4390
Haubans / Mastabstützungen Struts / Tornapuntas Puntoni / Escoras Растяжка		S 41A V 60A	3,18 4,51	0,26 0,29	0,24 0,29	225 420
Sommier / Unterwagenhälfte Half-bearer / Testero Testata / Estrutura base Траверса		S 41A V 60A	5,08 6,7	0,6 0,7	1,78 2,31	1145 1600
Bras de croix / Fundamentkruzträger Cross girder / Brazo en cruz Braccio croce / Braço da cruz Поперечная балка		ZD 463	7,65	1,17	1,36	3585
1/2 Bras de croix / 1/2 Fundamentkruzträger 1/2 Cross girder / 1/2 Brazo en cruz 1/2 Braccio croce / 1/2 Braço da cruz 1/2 Поперечная балка		ZD 463	3,41	0,7	1,35	1655
1/2 Bras de croix / 1/2 Fundamentkruzträger 1/2 Cross girder / 1/2 Brazo en cruz 1/2 Braccio croce / 1/2 Braço da cruz 1/2 Поперечная балка		ZD 463	3,41	0,73	1,35	1670

Mécánismes / Triebwerke / Mechanisms / Mecanismos / Meccanismi  
 Mecanismos / Механизмы

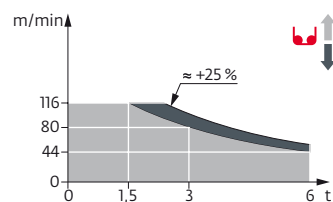
400 V - 50 Hz										ch - PS hp	kW			
	<b>50 LVF 30 Optima</b>	m/min	30	40	56	82	15	20	28	41	50	37	337 m	
		t	6	4,5	3	1,5	12	9	6	3				
	<b>75 LVF 30 Optima</b>	m/min	44	56	80	116	22	28	40	58	75	55	766 m	
		t	6	4,5	3	1,5	12	9	6	3				
<b>100 LVF 30 Optima</b>	m/min	61	80	110	162	30,5	40	55	81	100	75	941 m		
	t	6	4,5	3	1,5	12	9	6	3					
	<b>6 DVF 4</b>	m/min	0 → 50 (12 t) 0 → 100 (6 t) 0 → 120 (3 t)									5,5	4	
	<b>RVF 152 Optima+</b>	tr/min U/min rpm	0 → 0,8									2 x 5,5	2 x 4	
	<b>S 41A</b> 	<b>RT 443 A1 - 2V</b> <b>R ≥ 10 m</b>	m/min 15 - 30									4 x 5	4 x 3,7	
	<b>V 60A</b> 	<b>RT 544 A1 - 2V</b> <b>R ≥ 13 m</b>	m/min 13,5 - 27									4 x 7	4 x 5,2	
	<b>ZD 463</b> 	<b>RT 443 A1 - 2V</b>	m/min 15 - 30									4 x 5	4 x 3,7	

IEC 60204-32	kVA
400 V (+10% -10%) 50 Hz	50 LVF : 54 kVA 75 LVF : 74 kVA 100 LVF : 94 kVA

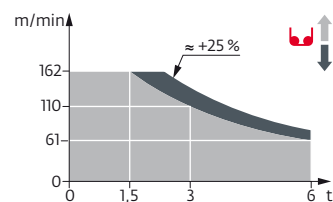
50 LVF 30 Optima



75 LVF 30 Optima



100 LVF 30 Optima



	FR	DE	EN	ES	IT	PT	RU
	Profil de vent suivant EN 14439 C25-D25	Windbedingungen gemäss EN 14439 C25-D25	Wind conditions according to EN 14439 C25-D25	Conformidad de los condiciones de viento EN 14439 C25-D25	Condizioni del vento secondo EN 14439 C25-D25	Perfil de vento conforme EN 14439 C25-D25	Ветровой режим в соответствии с EN 14439 C25-D25
	Appel de flèche	Auslegerüberhöhung	Jib elevation	Elevación de la flecha	Inclinazione braccio	Desvio da lança	подъем стрелы
	Équipements standards	Standardausrüstungen	Standard equipment	Equipamiento de serie	Equipaggiamento standard	Equipamento de série	Стандартное оборудование
	Équipements optionnels	Sonderausrüstungen	Options	Equipamiento opcional	Equipaggiamento in opzione	Equipamento opcional	Дополнительное оборудование (опция)
	Réactions en service	Reaktionskräfte in Betrieb	Reactions in service	Reacciones en servicio	Reazioni in servizio	Reações em serviço	Реакция при работе
	Réactions hors service	Reaktionskräfte außer Betrieb	Reactions out of service	Reacciones fuera de servicio	Reazioni fuori servizio	Reações fora de serviço	Реакция в покое
	Poids à vide sans lest avec flèche et hauteur maximum	Gewicht ohne Last, ohne Ballast, mit Ausleger und max. Höhe	Weight without load, without ballast, with jib and max. height	Peso en vacío sin lastre, con flecha y altura máxima	Peso a vuoto, senza zavorra, con braccio e altezza massimi.	Peso em vazio sem lastro com lança e altura máxima.	Вес пустого, без балласта, со стрелой, максимальной высоты.
	Poids total du lest	Ballast-Gesamtgewicht	Total ballast weight	Peso total del lastre	Peso totale della zavorra	Peso total do lastro	Общий вес балласта
	Utilisation poste fixe uniquement	Nur stationärer Einsatz	Only static use	Uso sobre puesto fijo unicamente	Utilizzo esclusivamente in postazione fissa	Unicamente para utilização fixa	Использовать только в неподвижном состоянии
	Camion 13,4 m	Lkw 13,4 m	Lorry 13,4 m	Camión 13,4 m	Camion 13,4 m	Camião 13,4 m	Рзусовой автомобиль 13,4 м
	Conteneur High Cube 40', et/ou Flat Rack 20'	Container High Cube 40', und/oder Flat Rack 20'	Container High Cube 40', and/or Flat Rack 20'	Contenedor High Cube 40', y/o Flat Rack 20'	Contenitore High Cube 40', e/o Flat Rack 20'	Contentor High Cube 40', e/ou Flat Rack 20'	40-футовый контейнер повышенной вместимости High Cube, и/или 20-футовая открытая платформа Flat Rack
	Cadre d'ancrage serré	Fester Verankerungsrahmen	Tightened anchorage frame	Marco de anclaje de apriete	Quadro di ancoraggio stretto	Quadro de amarração apertado	Прикрепленная анкерная рама
	Cadre d'ancrage desserré	Loser Verankerungsrahmen	Loosened anchorage frame	Marco de anclaje de desapriete	Quadro di ancoraggio allentato	Quadro de amarração solto	Отсоединенная анкерная рама
	Levage	Heben	Hoisting	Elevación	Sollevamento	Elevação	Подъем
	Distribution	Katzfahren	Trolleying	Distribución	Distribuzione	Distribuição	Перемещение по стреле
	Orientation	Schwenken	Slewing	Orientación	Rotazione	Rotação	Поворот
	Translation	Kranfahren	Travelling	Traslación	Traslazione	Traslacção	Перемещение крана
	Uniquement avec mâts de section 2 m	Nur mit Mastwerk Querschnitt 2 m	Only with masts 2 m cross-section	Sólo con mastiles de 2 m	Solo con torre da 2 m	Somente com coluna de secção de 2 m	Только с мачтами с поперечным сечением 2 м
	Puissance requise	Erforderliche Leistung	Required power	Potencia Necesaria	Potenza richiesta	Potência Necessária	Потребляемая мощность
	Nous consulter	Auf Anfrage	Consult us	Consultarnos	Consultateci	Consultar-nos	Проконсультируйтесь у нас
	Document commercial non contractuel. Pour toute information technique se référer à la notice correspondante.	Unverbindliches Vertriebsdokument. Für technische Informationen, siehe die entsprechenden Anweisungen.	This commercial document is not legally binding. For any technical information, please refer to the corresponding instructions.	Documento comercial no contractual. Para cualquier información técnica, ver la noticia correspondiente.	Documento commerciale non vincolante, per tutte le informazioni tecniche fare riferimento al catalogo istruzioni.	Documento comercial não contractual. Para qualquer informação técnica complementar consultar as respectivas instruções.	Этот коммерческий документ не является юридически обязательным. Для получения технической информации, см. соответствующие инструкции.



www.manitowoc.com

**Americas**  
**Manitowoc, Wisconsin, USA**  
 Tel: +1 920 684 6621  
 Fax: +1 920 683 6277

**Shady Grove, Pennsylvania, USA**  
 Tel: +1 717 597 8121  
 Fax: +1 717 597 4062

**Europe, Middle East, Africa**  
**Ecully, France**  
 Tel: +33 (0)4 72 18 20 20  
 Fax: +33 (0)4 72 18 20 00

**China**  
**Shanghai, China**  
 Tel: +86 21 6457 0066  
 Fax: +86 21 6457 4955

**Greater Asia-Pacific**  
**Singapore**  
 Tel: +65 6264 1188  
 Fax: +65 6862 4040